



DAILY CURRENCY REPORT

22 June 2026

Domestic Currencies

Currency	Expiry	Open	High	Low	Close	% Change
USDINR	25-Jun-26	94.3800	94.5600	94.2400	94.3725	-0.08
USDINR	29-Jul-26	94.6400	94.8150	94.5200	94.6675	0.01
EURINR	25-Jun-26	108.2100	108.5100	108.0350	108.4400	-0.05
GBPINR	25-Jun-26	124.6000	125.1300	124.1000	125.0400	0.00
JPYINR	25-Jun-26	59.3000	59.3000	58.4675	59.0550	-0.41

Open Interest Snapshot

Currency	Expiry	% Change	% Oi Change	Oi Status
USDINR	25-Jun-26	-0.08	-0.43	Long Liquidation
USDINR	29-Jul-26	0.01	10.96	Fresh Buying
EURINR	25-Jun-26	-0.05	-1.61	Long Liquidation
GBPINR	25-Jun-26	0.00	-0.85	Long Liquidation
JPYINR	25-Jun-26	-0.41	39.73	Fresh Selling

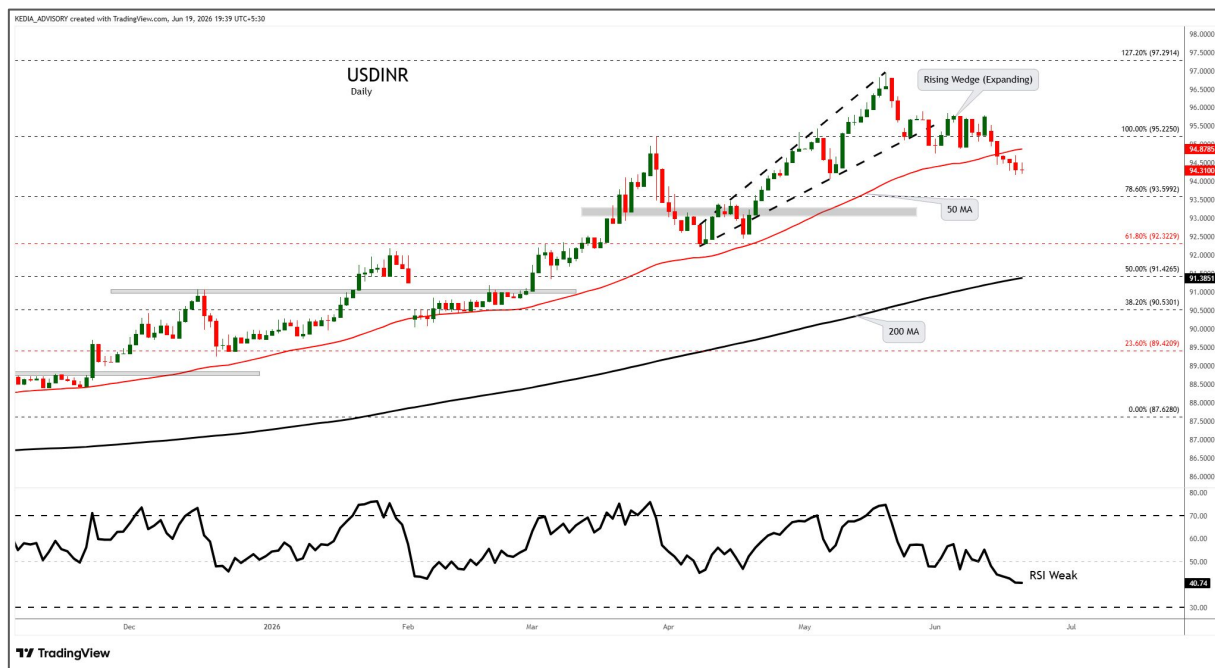
Global Indices

Index	Last	%Chg
Nifty	24013.10	-0.64
Dow Jones	51564.70	0.14
NASDAQ	26517.93	1.91
CAC	8421.14	-0.55
FTSE 100	10363.27	-0.35
Nikkei	72539.95	1.81

International Currencies

Currency	Last	% Change
EURUSD	1.1464	0.02
GBPUSD	1.3223	0.13
USDJPY	161.5645	0.06
USDCAD	1.418	0.03
USDAUD	1.4267	-0.12
USDCHF	0.8078	-0.04

Technical Snapshot



SELL USDINR JUN @ 94.4 SL 94.6 TGT 94.2-94.

Trading Levels

Expiry	Close	R2	R1	PP	S1	S2
25-Jun-26	94.3725	94.71	94.54	94.39	94.22	94.07

Observations

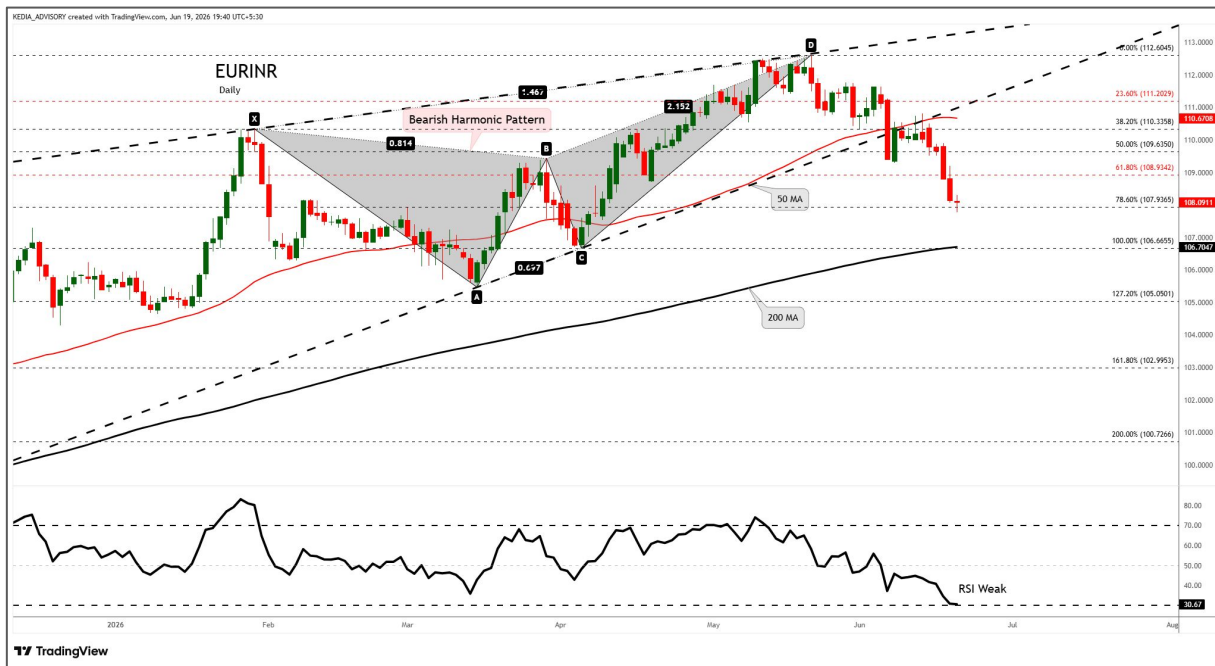
USDINR trading range for the day is 94.07-94.71.

Rupee edged lower tracking weakness in Asian peers as the dollar firmed on a hawkish turn from Fed and as oil prices rose above key \$80 level.

India's unemployment rate saw an increase in May, reaching 5.5%, from April's 5.2%.

India's merchandise exports reached a record \$45.2 billion in May. Imports also grew, leading to a trade deficit of \$28.21 billion.

Technical Snapshot



SELL EURINR JUN @ 108.6 SL 108.9 TGT 108.3-108.

Trading Levels

Expiry	Close	R2	R1	PP	S1	S2
25-Jun-26	108.4400	108.81	108.63	108.33	108.15	107.85

Observations

EURINR trading range for the day is 107.85-108.81.

Euro dropped as investors adopted a more cautious stance following a pivotal week that featured a landmark US-Iran peace agreement.

Euro zone's adjusted current account surplus widened a touch in April following an increase in exports and in the trade surplus.

IMF cuts 2026 euro zone growth forecast with higher inflation, warns worse could come

Technical Snapshot



SELL GBPINR JUN @ 125 SL 125.3 TGT 124.7-124.4.

Trading Levels

Expiry	Close	R2	R1	PP	S1	S2
25-Jun-26	125.0400	125.79	125.42	124.76	124.39	123.73

Observations

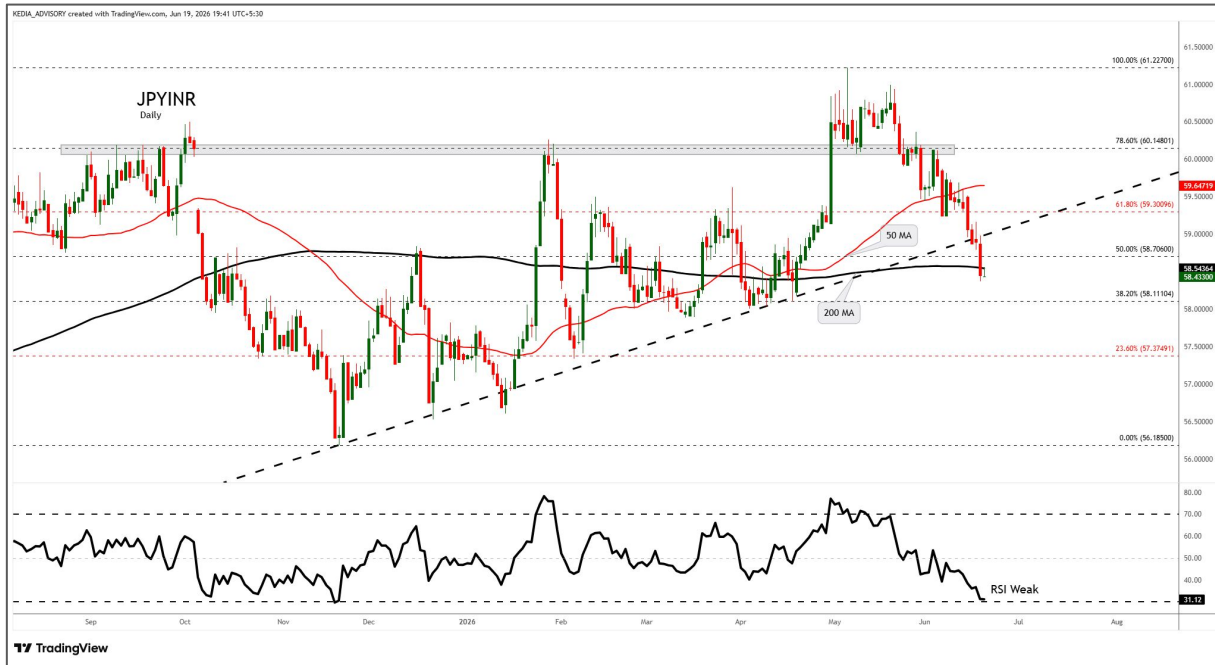
GBPINR trading range for the day is 123.73-125.79.

GBP steadied amid stronger dollar, political uncertainty, shifting global risk appetite

Bailey says higher inflation is coming despite Iran deal

BoE trims Q4 inflation forecast to "a little over 3.25%"

Technical Snapshot



SELL JPYINR JUN @ 59.3 SL 59.5 TGT 59.1-58.9.

Trading Levels

Expiry	Close	R2	R1	PP	S1	S2
25-Jun-26	59.0550	59.77	59.41	58.94	58.58	58.11

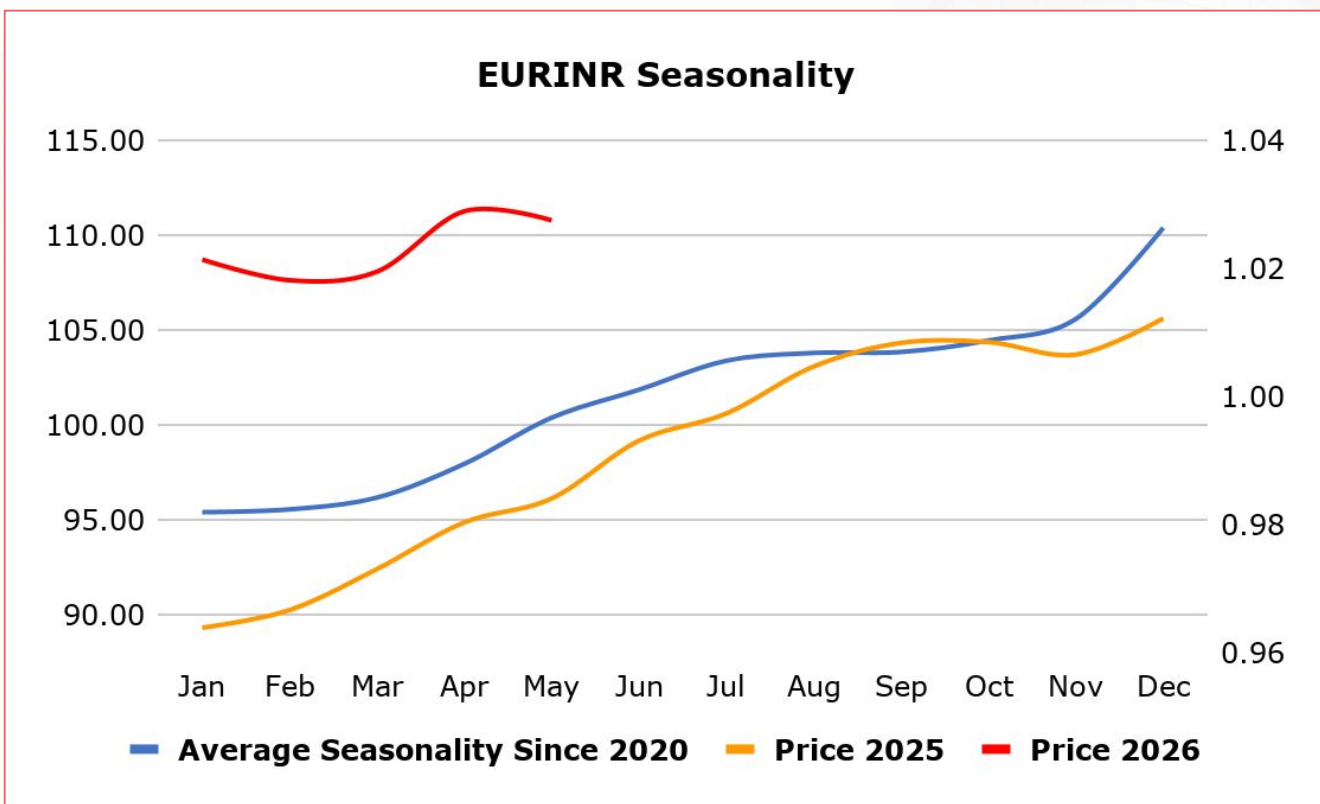
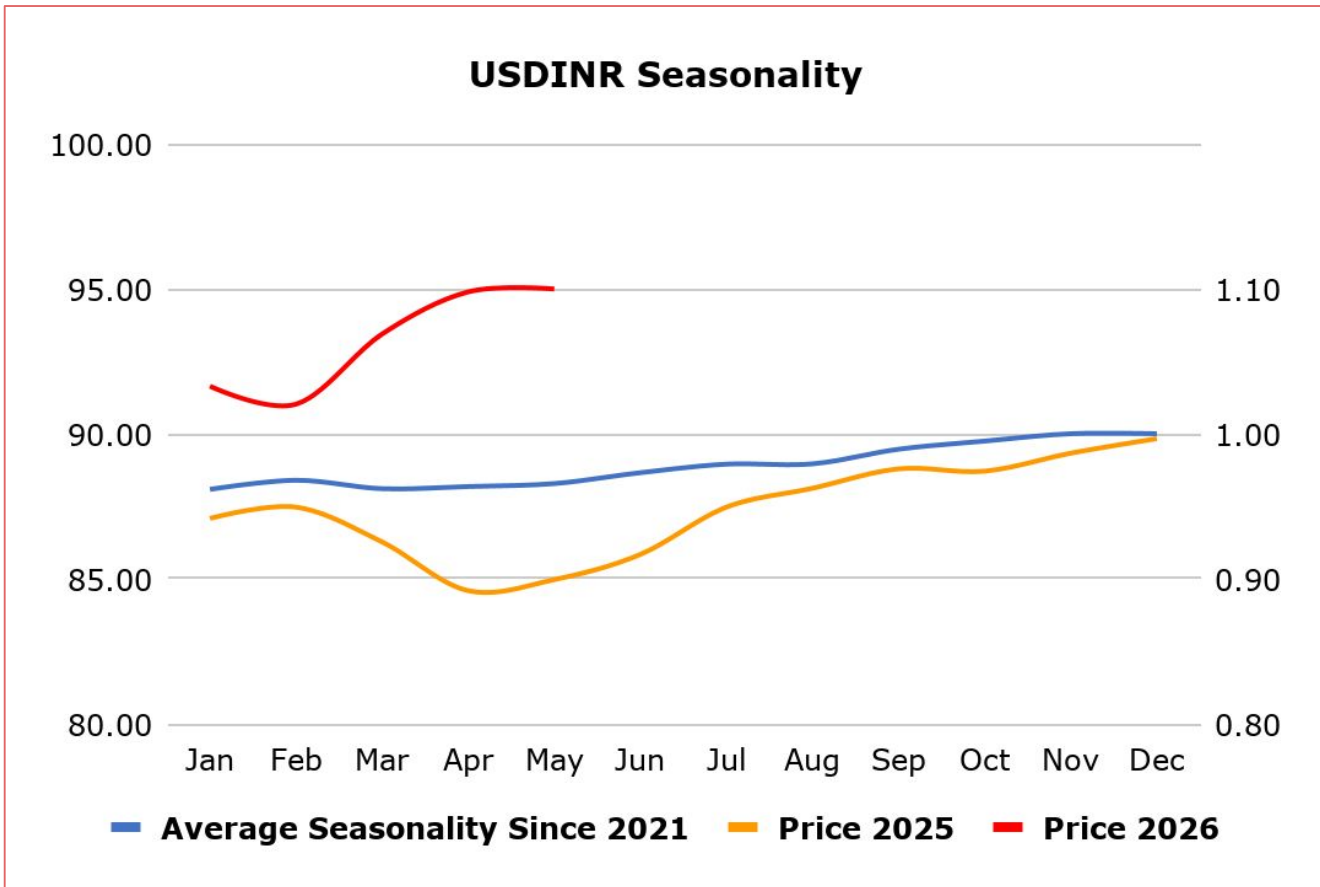
Observations

JPYINR trading range for the day is 58.11-59.77.

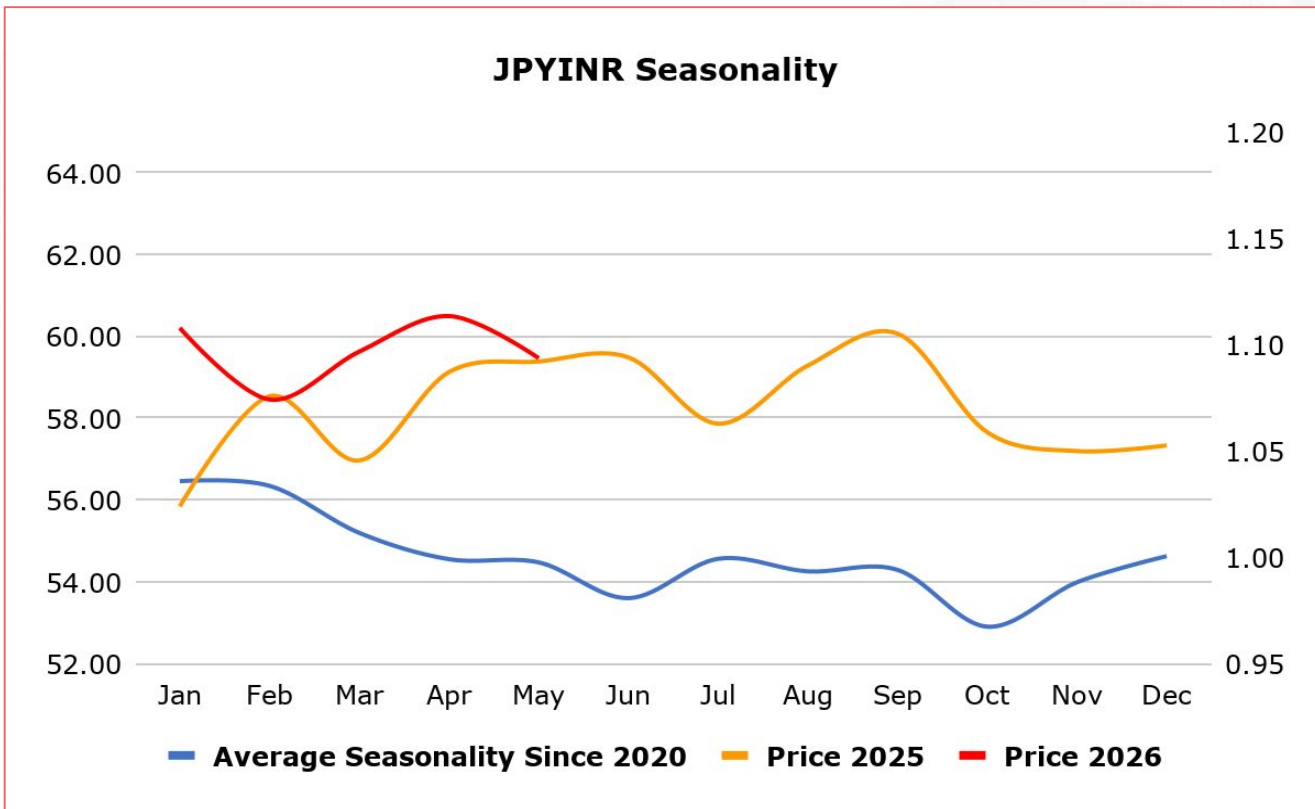
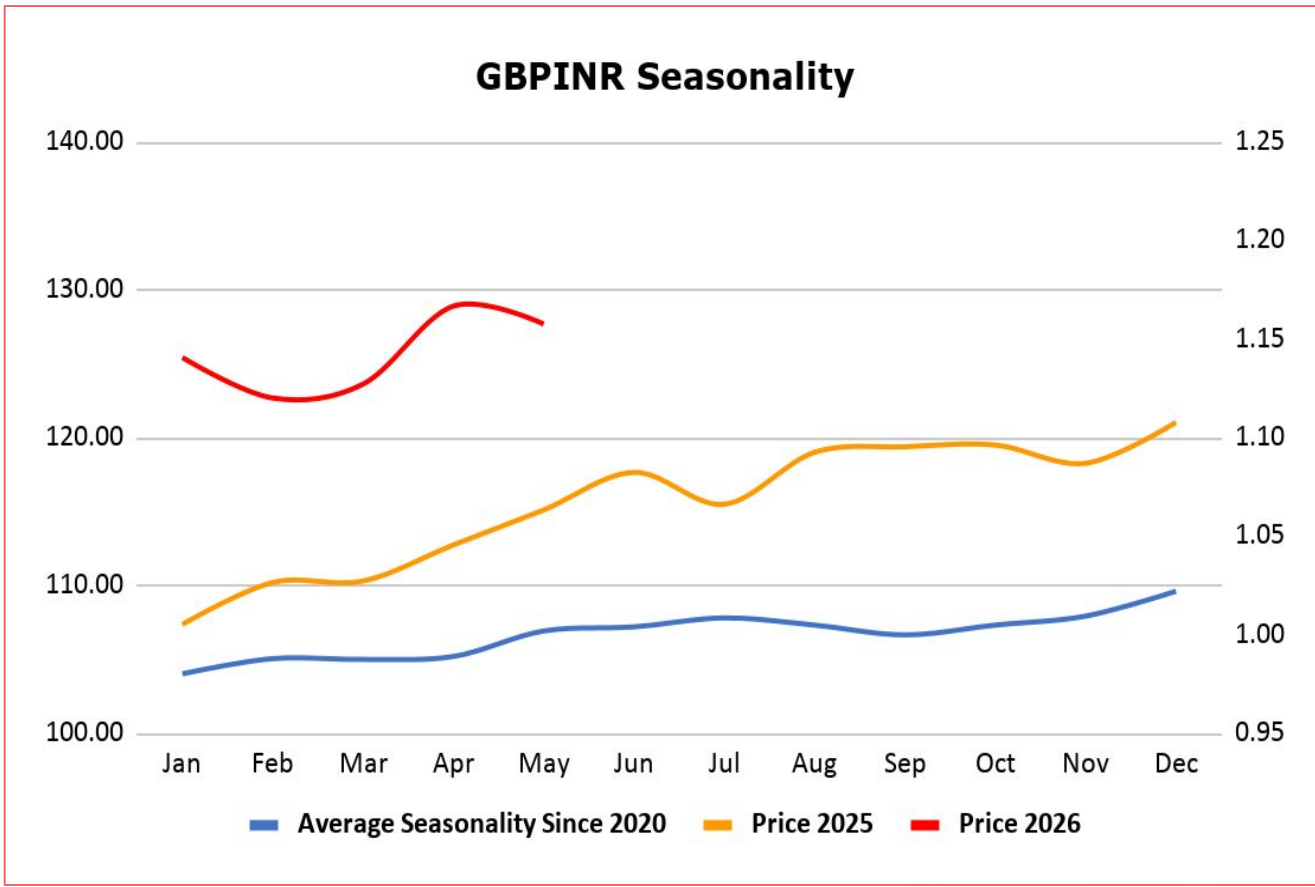
JPY weakened despite renewed verbal intervention from Japanese authorities.

Dollar strengthened following the Fed signaling increasing support for additional rate hikes later this year.

Bank of Japan will continue raising interest rates while closely monitoring the risk that underlying inflation could exceed its 2% target.



22 June 2026



Economic Data

22 June 2026

Date	Curr.	Data
Jun 22	EUR	Consumer Confidence
Jun 23	EUR	French Flash Manufacturing PMI
Jun 23	EUR	French Flash Services PMI
Jun 23	EUR	German Flash Manufacturing PMI
Jun 23	EUR	German Flash Services PMI
Jun 23	EUR	Flash Manufacturing PMI
Jun 23	EUR	Flash Services PMI
Jun 23	GBP	Flash Manufacturing PMI
Jun 23	GBP	Flash Services PMI
Jun 23	USD	ADP Weekly Employment Change
Jun 23	USD	Flash Manufacturing PMI
Jun 23	USD	Flash Services PMI
Jun 23	USD	Richmond Manufacturing Index
Jun 24	EUR	German ifo Business Climate
Jun 24	USD	Current Account

Date	Curr.	Data
Jun 24	EUR	Belgian NBB Business Climate
Jun 24	USD	New Home Sales
Jun 24	USD	Crude Oil Inventories
Jun 25	EUR	German GfK Consumer Climate
Jun 25	USD	Core PCE Price Index m/m
Jun 25	USD	Final GDP q/q
Jun 25	USD	Final GDP Price Index q/q
Jun 25	USD	Unemployment Claims
Jun 25	USD	Core Durable Goods Orders m/m
Jun 25	USD	Durable Goods Orders m/m
Jun 25	USD	Personal Income m/m
Jun 25	USD	Personal Spending m/m
Jun 25	USD	Natural Gas Storage
Jun 26	USD	Goods Trade Balance
Jun 26	USD	Revised UoM Consumer Sentiment

News

Japan's core consumer price index, which excludes fresh food but includes energy, rose 1.4% year-on-year in May 2026, in line with both the previous figure and market forecasts. Still, the latest reading marked the lowest level since March 2022 and remained below the Bank of Japan's 2% target for a fourth straight month, as government fuel subsidies helped offset price pressures from higher oil costs linked to the Middle East conflict. Japan's annual inflation rate edged higher to 1.5% in May 2026 from 1.4% in the previous month, as declines in electricity and gas prices moderated amid the expiration of government subsidies. On a monthly basis, consumer prices rose 0.4%, up from 0.1% in April. Japan's food prices increased 3.5% year-on-year in May 2026, matching April's pace and remaining at their slowest pace since October 2024. The BoJ raised interest rates by 25 bps to their highest level since September 1995 at its June meeting, marking the first rate hike since last December, to prevent higher oil prices from fueling inflation.

The UK unemployment rate fell to 4.9% in the three months to April 2026, defying expectations that it would remain at 5.0%. The number of unemployed people declined by 105 thousand to 1.764 million, driven by a decrease in those unemployed for up to six months, while the number of those unemployed for between six and 12 months was broadly unchanged and those out of work for more than 12 months fell. Regular pay in the UK, excluding bonuses, rose 3.4% year-on-year to GBP 697 per week in the three months to April 2026, matching March's pace while exceeding market expectations of 3.2%. It remained the weakest increase since the three months to October 2020, with private sector wages slowing to 2.9% from 3.1%, the lowest since the three months to October 2020. Meanwhile, public sector pay accelerated to 5.1% from the prior 4.8%, which had been the softest since late 2024. The number of payrolled employees in the UK rose by 2 thousand to 30.3 million in May 2026, after a revised 53 thousand drop in April. This marked the first monthly increase following three consecutive months of declines due to the Middle East fuel shock.

**Scan the QR to connect
with us**



KEDIA ADVISORY

KEDIA STOCKS & COMMODITIES RESEARCH PVT LTD.

Mumbai. INDIA.

For more details, please contact Mobile: +91 9619551022

Email: info@kediaadvisory.com

SEBI REGISTRATION NUMBER - INH000006156

For more information or to subscribe for monthly updates

Visit www.kediaadvisory.com

This Report is prepared and distributed by Kedia Stocks & Commodities Research Pvt Ltd. for information purposes only. The recommendations, if any, made herein are expressions of views and/or opinions and should not be deemed or construed to be neither advice for the purpose of purchase or sale through KSCRPL nor any solicitation or offering of any investment /trading opportunity. These information/opinions/ views are not meant to serve as a professional investment guide for the readers. No action is solicited based upon the information provided herein. Recipients of this Report should rely on information/data arising out of their own investigations. Readers are advised to seek independent professional advice and arrive at an informed trading/investment decision before executing any trades or making any investments. This Report has been prepared on the basis of publicly available information, internally developed data and other sources believed by KSCRPL to be reliable. KSCRPL or its directors, employees, affiliates or representatives do not assume any responsibility for or warrant the accuracy, completeness, adequacy and reliability of such information/opinions/ views. While due care has been taken to ensure that the disclosures and opinions given are fair and reasonable, none of the directors, employees, affiliates or representatives of KSCRPL shall be liable for any direct, indirect, special, incidental, consequential, punitive or exemplary damages, including lost profits arising in any way whatsoever from the information/opinions/views contained in this Report. The possession, circulation and/or distribution of this Report may be restricted or regulated in certain jurisdictions by appropriate laws. No action has been or will be taken by KSCRPL in any jurisdiction (other than India), where any action for such purpose (s) is required. Accordingly, this Report shall not be possessed, circulated and/ or distributed in any such country or jurisdiction unless such action is in compliance with all applicable laws and regulations of such country or jurisdiction. KSCRPL requires such a recipient to inform himself about and to observe any restrictions at his own expense, without any liability to KSCRPL. Any dispute arising out of this Report shall be subject to the exclusive jurisdiction of the Courts in India.